

La signalisation SNCF

christOphe

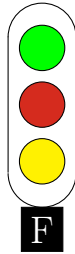
5 mai 2020

Table des matières

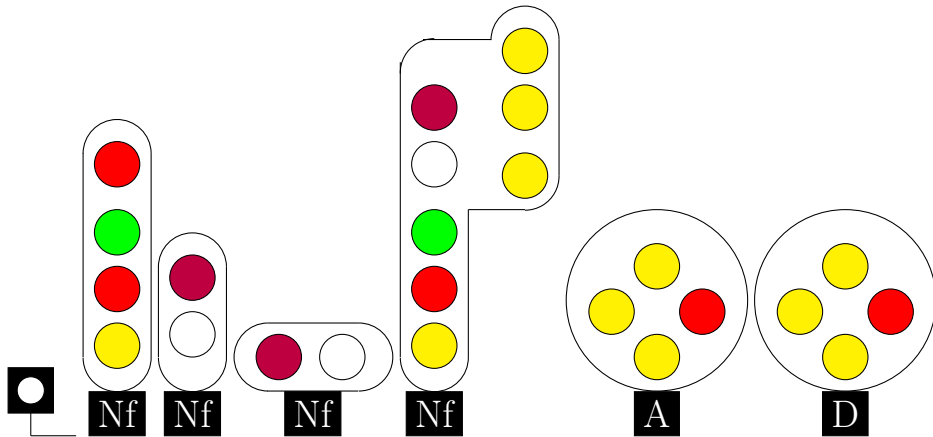
1	Les signaux lumineux	2
1.1	L'œilleton	2
1.2	Signaux lumineux	2
2	Les plaques d'identifications	2
3.1	Les ID	3
4	Les pancartes	3
5	Les signaux de chantier	3
6	Signalisation mécanique	4
6.1	Sémaphore	4
6.2	Avertissement	4
6.3	Carré	4
6.4	Carré violet	4
6.5	Disque	4
6.6	Ralent 30	4
6.7	Rappel de Ralent 30	5

1 Les signaux lumineux

1.1 L'œilleton



1.2 Signaux lumineux



2 Les plaques d'identifications



3 Les indicateurs de direction

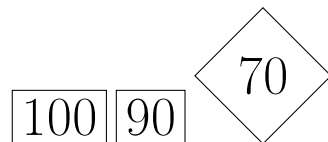
3.1 Les ID



Sur ICS (installation de contre-sens)



4 Les pancartes




5 Les signaux de chantier




6 Signalisation mécanique

6.1 Sémaphore

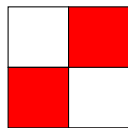


6.2 Avertissement



Fermé


6.3 Carré




6.4 Carré violet



6.5 Disque



6.6 Ralent 30



6.7 Rappel de Ralent 30

